

THIS CHILD HAS THE FOLLOWING ALLERGIES:

Name:

DOB:

Photo

Emergency contact details:

1)



2)



Child's Weight: Kg

PARENTAL CONSENT: I hereby authorise school staff to administer the medicines listed on this plan, including a 'spare' back-up adrenaline autoinjector (AAI) if available, in accordance with Department of Health Guidance on the use of AAIs in schools.

Signed:

(PRINT NAME)

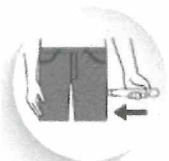
Date:

How to give Emerade®



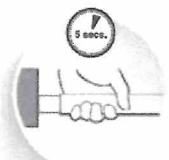
1

Remove needle shield



2

Place and press Emerade against the outer side of the thigh. You will hear a click when the injection has started



3


Hold Emerade against the thigh for 5 seconds. Lightly massage the injection site afterwards
CALL 999 AND STATE "ANAPHYLAXIS"

Mild-moderate allergic reaction:

- Swollen lips, face or eyes
- Itchy / tingling mouth
- Hives or itchy skin rash
- Abdominal pain or vomiting
- Sudden change in behaviour

ACTION:

- Stay with the child, call for help if necessary
- Locate adrenaline autoinjector(s)
- Give antihistamine:
- Phone parent/emergency contact (if vomited, can repeat dose)



Watch for signs of ANAPHYLAXIS (life-threatening allergic reaction)

Anaphylaxis may occur *without* skin symptoms: **ALWAYS consider anaphylaxis in someone with known food allergy who has SUDDEN BREATHING DIFFICULTY**

AIRWAY:

Persistent cough, hoarse voice
difficulty swallowing, swollen tongue

BREATHING:

Difficult or noisy breathing,
wheeze or persistent cough

CONSCIOUSNESS:

Persistent dizziness / pale or floppy
suddenly sleepy, collapse, unconscious

If ANY ONE (or more) of these signs are present:

1. Lie child flat:

(if breathing is difficult, allow child to sit)



2. Use Adrenaline autoinjector (eg. Emerade) **without delay**

3. Dial 999 for ambulance and say ANAPHYLAXIS ("ANA-FIL-AX-IS")

***** IF IN DOUBT, GIVE ADRENALINE *****

After giving Adrenaline:

1. Stay with child until ambulance arrives, **do NOT stand child up**
2. Commence CPR if there are no signs of life
3. Phone parent/emergency contact
4. If no improvement after 5 minutes, **give a 2nd adrenaline dose** using a second autoinjector device, if available.

You can dial 999 from any phone, even if there is no credit left on a mobile. Medical observation in hospital is recommended after anaphylaxis.

Additional instructions:

If wheezy, give adrenaline **FIRST**, then asthma reliever puffer (blue inhaler) via spacer

This is a medical document that can only be completed by the child's healthcare professional. It must not be altered without their permission. This document provides medical authorisation for schools to administer a 'spare' back-up adrenaline autoinjector if needed, as permitted by the Human Medicines (Amendment) Regulations 2017.

This plan has been prepared by:

SIGN & PRINT NAME: _____

Hospital/Clinic: _____



Date: 21 Feb, 2018